



RI RAJ IMPEX

Stainless Steel | Alloy Steel | Nickel Base Alloy

Email : Info@rajimpex.co.in

Website : www.rajimpex.co.in

 8107738390
9993441029

A photograph of two industrial workers in a large warehouse. They are wearing hard hats and safety vests, and are holding documents. The warehouse is filled with stacks of metal materials and wire mesh cages.

ABOUT US

We are Manufacturer cum Suppliers of Stainless Steel, Carbon Steel, Alloy Steel, Mild Steel, Nickel Alloys, Copper, Brass, Aluminium, Pipes, Plate, Round bar, Sheet, Coil, Flat, Pipe fittings, Flanges etc. Which are required by your industries, in all aspects of projects implementation, maintenance, modernization, expansion and shut down application etc .

Metalax is a company promoted by Highly experienced Technical personnel who are in field of stocking & supplying Industrial raw material for more than 30 years .

Metalax participates in the timely supply of raw-material to clients. We provide remedies in the critical time of troubleshooting so that the wheels of the customers. Industry keep moving and do not come to grinding halt .

Metalax Quality of a product is always maintained, as quality is never an accident; it is outcome of High intention, sincere efforts, Intelligent direction & skillful execution; it represents the wise choice of many alternatives .

We will provide you material at Most Competitive Prices Right Time Right Quality with EXCELLENT SERVICE and most important Market Information and latest trend to facilitate you to take right Purchase decision .

Our company has responded to all & every need of industry as one of Top and the most reputed Importers/Exporter & Stockiest of Stainless Steel Sheets, Plates, Coils, Strips, Pipes, Tubes Pipe Fittings, Round Bar, Fasteners & Flange Fittings .

Our Competitive Prices and full logical support will insure satisfaction to our customers .

Stainless Steel Pipes and Tubes

Stainless Steel

LASTM / ASME SA 312 GR. TP 304, 304L, 304H, 309S, 309H, 310S, 310H, 316, 316TI, 316H, 316LN, 317, 317L, 321, 321H, 347, 347H, 904L

ASTM / ASME SA 358 CL 1 & CL 3 Gr. 304, 304L, 304H, 309S, 309H, 310S, 310H, 316, 316TI, 316H, 321, 321H, 347, 347H

Nickel Alloy

ASTM / ASME SB 161/B725/B730 UNS 2200 - NICKEL 200

ASTM / ASME SB 161/B725/B730 UNS 2201 - NICKEL 201

ASTM / ASME SB 165/B725/B730 UNS 4400 - MONEL 400

ASTM / ASME SB 729/8464/B468 UNS 8020 -ALLOY20 / 20 CB 3

ASTM / ASME SB 423/8705/B704 UNS 8825 - INCONEL 825

ASTM / ASME SB 167/B517/B516 UNS 6600 - INCONEL 600

ASTM / ASME SB 407/B514/B515 UNS 8810/8811 - INCONEL 800/HT

ASTM / ASME SB 444/B705/B704 UNS 6625 - INCONEL 625

ASTM / ASME SB 622/B619/B622 UNS 10276 - HASTELLOY C276

Duplex Steel

ASTM / ASMESA790 UNSNO:31803 / 32760

Carbon Steel

ASTM / ASME A 53 Gr. A & b, aStM A 106 gr. A, B & CAPI 5L

GR. B, API 5L X 42, X 46, X 52, X 60, X 65 & X 70. ASTM / ASME A691 GRA,B &C

Alloy Steel

ASTM / ASMEA335 GR P 1,P 5,P 9,P 11,P 12,P 22,P 23,P 91



Stainless steel Sheet/ Plate/ Pata/ Circle/ Ring

Stainless Steel

Plates as per ASTM A240, Gr. TP 304, 304L, 304LN, 309, 309S, 309H, 310H, 316, 316L, 316H, 316LN, 316Ti, 317, 317L, 321, 321H, 347, 347H, 409, 410, 420, 430etc

Nickel Alloy

ASTM / ASME SB 162 UNS 2200 - NICKEL 200
ASTM / ASME SB 162 UNS 2201 - NICKEL 201
ASTM / ASME SB 127 UNS 4400 - MONEL 400
ASTM / ASME SB 463 UNS 8020 - ALLOY20 / 20 CB 3
ASTM / ASME SB 424 UNS 8825 - INCONEL 825
ASTM / ASME SB 168 UNS 6600 - INCONEL 6000
ASTM / ASME SB 409 UNS 8810/8811 - INCONEL 800/800HT
ASTM / ASME SB 443 UNS 6625 - INCONEL 625
ASTM / ASME SB 575 UNS 10276 - HASTELLOY C276

Carbon Steel / Boiler Quality Plates





As per IS 2062/ ASTM A36 Gr. A, B & C, IS 2002 Gr. 1 & 2 ASTM A516 Gr.60&70

Alloy Steel Plates

As per ASTM A387 Gr. 2, 5, 9, 11, 12 & 22 in class 1 & 2
ASTM A204 Gr. A & B, DIN 17175 Gr. 15Mo3 & 16 Mo3 with IBR Test Certificate

Range

0.5mm To 200 mm thick in 1000 mm To 3000 mm width & 2500 mm to 12500 mm length available with ASNAGESMR AB5GR P1, P5, P9, P11, P12, P 22, P23, P91



Stainless steel Flats, Angle, Channel & Beam

Stainless Steel





SA 240TP304/ 304L/ 304H/ 316/ 316L/ 316Ti/ 317/ 317L/ 321/ 309/ 310/ 347/ 409/ 410/ 430/ 904L Etc

Other Alloys

Nickel, Monel, Inconel, Hastelloy, Alloy20, Incoloy, Duplex & Super Duplex, 5M06-254, Carbon Steel, Alloy Steel, Copper, Brass, Cupro Nickel, Aluminium, Titanium Etc

Types

Angle, Channel, Flat Bar, Beams Etc



Stainless steel Flanges



• Stainless Steel

• Nickel Alloy & Duplex Steel

• Carbon Steel

Stainless Steel

ASTM A182, F304, 304L, 304H, 316, 316L, 317, 317L, 321, 310, 347, 904L

Duplex & Super Duplex

ASTM A182, F304, 304L, 304H, 316, 316L, 317, 317L, 321, 310, 347, 904L

Hastelloy Alloy

ASTM B564 Hastelloy B2, C276, C22

Incoloy Alloy

ASTM B564 Alloy 20, Alloy A286, Alloy 800H/800HT, Alloy 825

Inconel Alloy

ASTM B564 Alloy 600, Alloy 601, Alloy 625, Alloy 718, Alloy 725

Monel Alloy

ASTM B564 Monel 400, Monel K500

Carbon Steel

ASTM A105, A694 F42, A350 Lf2

Alloy Steel

ASTM A182 F1, F5, F9, F11, F22, F91

Size

1/2" NB TO 72" NB

Class

2500# & 1500# ,900# ,600# ,300# ,150#

Type

- Slip-on flange
- Lap joint flange
- Weldneck flange
- Oriface flange
- Long weld neck flange
- Threaded flange
- Socketweld flange
- Blind flange - Dummy Flange
- Table flanges - D, E, F, H Table
- RTJ Flange

Stainless Steel Buttweld Fittings

Stainless Steel

ASTM A403, WP304, 304L, 304H, 316, 316L, 317, 317L, 321, 310, 347, 904L

Duplex & Super Duplex

UNS S31803, UNS S32750, UNS S32760

Hastelloy Alloy

ASTM B366 Hastelloy B2, Hastelloy C276, Hastelloy C22

Incoloy Alloy

ASTM B366 Alloy 20, Alloy 800H/800HT, Alloy 825, Alloy A286

Inconel Alloy

ASTM B366 Alloy 600, Alloy 601, Alloy 625, Alloy 718, Alloy 725

Monel Alloy

ASTM B366 Monel 400, Monel K500

Carbon Steel

ASTM A234 WPB, A420 WPL3, A420 WPL6, MSS-SP-75 WPHY 42/46/52

Alloy Steel

ASTM A234WP1, WP5, WP9, WP11, WP22

Size

1/4" NB to 24" NB (seamless) 4" NB to 72" NB (welded)

Wall Thickness

Sch. 5s to Sch. XXS

Type

- Elbow 1D/ 1.5D/ 3D/ 5D
- Equal Tee
- Long Stubend
- Reducer - Con./ Ecc.
- Return 180 degree bend/ Miter bend
- Reducing Tee / Cross Tee
- Short Stubend
- End cap/ Dish end cap



Stainless Steel Socketweld Fittings



Stainless Steel

High Nickel

Carbon Steel

Alloy Steel

Size

Class

ASTM A182, F304, 304L, 304H, 316, 316L, 317, 317L, 321, 310, 347, 904L

Monel, Nickel, Inconel, Hastelloy

ASTM A105, A694 F42, A350 LF2

ASTM A182 F1, F5, F9, F11, F22, F91

1/4" NB TO 4" NB

3000# , 6000# ,9000#

- Stainless Steel & Duplex Steel
- Nickel Alloy & Copper Nickel Alloy
- Carbon Steel & Alloy Steel

Types

Elbow, Tee, Union, Cross, Coup Bushing, Plug, Swage Nipple, Welding Boss, Hexagon Nipple, Barrel Nipple, Welding Nipple, Parraler Nipple, Street Elbow, Hexagon Nut, Hose Nipple, Bend, Adapter, Insert, Weldolet, Ellbowlet, Sockolet, Thredolet, ipolet, Letrolet etc

Stainless Steel Sokolet / Weldolet Fittings

Elements	Nippolet, Elbowlet, Latrolet, Sockolet & Weldolet, Threadolet
Stainless Steel	ASTM A-182, F304L, 316L, 310, 904L
Carbon Steel	ASTM A 105
Size	B/W Standard & Extra Long 1/8" To 24", Sch. 160 1/2" To 6" 3000# Threaded and S/W 1/8" to 4" 6000# Threaded and S/W 1/2" to 2"
Rating	3000# - for small bore branches
Ends	Nippolet : Plain End, Sockolet : S/W End, Weldolet & Elbowlet : B/W, Letrolet :S/W, B/W - as Per Branch Size
Grade	Duplex, Super Duplex, Inconel, Monel, Hastelloy C, Nickel Alloy, Alloy 20 Etc
Dim Standard	MSS - SP - 97



Stainless Steel Fasteners



SS Hex Bolt



SS Allen Cap



SS Allen CSK



SS Allen Head



SS CH HD Screw



SS CSK Screw



SS Round Head



SS CSK Philips



SS Pan Philips Screw



SS Dome Bolt



SS Ring Bolt



SS Eye Bolt



SS Carriage Bolt



SS Hex Nut



SS Lock Nut



SS Flange Nut



SS Nylock Nut



SS Wing Nut



SS Squire Nut



SS Dom Nut



SS Eye Nut



SS Eye Nut



SS Plain Washer



SS Spring Washer



SS Flat Washer



SS Self Tapping Screw



SS Stud



SS Threading Rod



SS J Bolt



SS U Bolt



SS Anchor Fastner



SS Anchor Fastner



SS Circlip External



SS Circle



SS Flange Bolt

Stainless Steel Ferrule Fittings



Union



Union Elbow



Union Tee



Union Cross



Union Bulkhead



Reducing Union Elbow



Reducing Union Tee



Reducing Female Connector



Male Connector



Female Connector



Male Elbow



Female Elbow



Bulkhead Male Connector



Male branch Tee



Male Run Tee



Female Branch Tee



Female Run Tee



Tube Cap



Tube Reducer



Weld Union



Weld Elbow



Nut



Bulkhead Lock Nut



Front Ferrule



Back Ferrule



Male Stud Coupling



Male Stud Elbow



Female Stud Coupling



Female Thread Adjustable Elbow



Female Thread Adjustable Branch Tee



Female Thread Adjustable Run Tee



Buttweld Stud Coupling



Reducing Thread Adaptor



Stud Pipe Adaptor



Nut

Stainless Steel Dairy & Pharmaceutical Products



SS Butterfly with Union



SS TC Butterfly with Union



SS Weld Butterfly Valve



SS TC Ball Valve



SS Diaphragm Valve



SS TC Non Return Valve



SS 3 Way Plug Valve



SS Tanker Valve



SS 2 Way Ply Valve



SS Dairy Micro Valve



SS Sampling Valve



SS Disc Filter



Inline Pipe Filter



SS Sampling Valve



SS Inline Sight Glass



SS Inline Sight Glass



SS Inline Sight Glass



SS Spray Ball



Pipe Holder Clamp



TC Clamp Set



SS Float Valve



Relief Valve



Sight Glass Light Glass



SS Double Check Valve



SS Flush Bottom Valve



Hose Clamp



TC Clamp



SS Safety Relief Valve



SS Union with LED Light Glass



SS Wiper Type Sight Glass



RI RAJ IMPEX

Mail:- Info@rajimpex.co.in

Website:-www.rajimpex.co.in

Contact No :
8107738390
9993441029